



| FLUSH PANEL

THE  
QUALITY  
GARAGE  
DOOR™


LESS IS MORE

# FLUSH PANEL

For those who prefer a more contemporary look, our flush garage doors provide straight, clean lines for understated elegance.

## GARAGE DOOR STYLE


Flush Panel



Flush Panel, Model 2284 shown in sandstone.







# FLUSH PANEL **PERSONALIZING OPTIONS**

Not all options shown are available with every model.

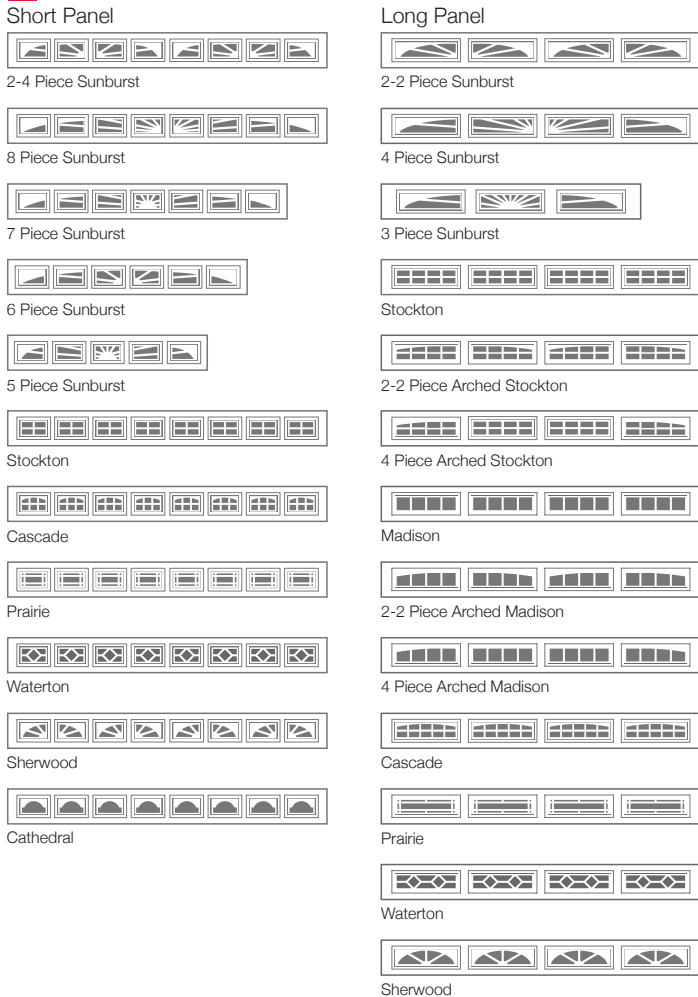
## **COLORS<sup>1</sup>**




## **PAINTED WOODTONES<sup>1</sup>**



## **WINDOW INSERTS**




## **GLASS**




*Plain is available as polycarbonate.*

## **DESIGNER GLASS**








*Hawthorne and Somerset also available with brass leading.*

## **EXTERIOR HARDWARE**



# FLUSH PANEL **MODEL SELECTION CHART**

## Select Your Garage Door Model

	<b>GOOD</b>		<b>BETTER</b>				<b>BEST</b>					
<b>Insulation Type</b>	No Insulation 		1-3/8" Polystyrene 		1-13/16" Polystyrene 		1-7/8" Polyurethane 					
<b>R-value</b>	—		R-7.94		R-10.29		R-17.54					
<b>Backing</b>	—		Vinyl		Steel		Steel					
<b>Construction Type</b>	Standard	Heavy Duty	Standard	Heavy Duty	Medium Duty	Heavy Duty						
<b>Panel Style / Model Number</b>												
	<b>2150</b> Short Panel	<b>4150</b> Long Panel	<b>2140</b> Short Panel	<b>4140</b> Long Panel	<b>2151</b> Short Panel	<b>4151</b> Long Panel	<b>2141</b> Short Panel	<b>4141</b> Long Panel	<b>2284</b> Short Panel	<b>4284</b> Long Panel	<b>2217</b> Short Panel	<b>4217</b> Long Panel
Flush Panel												

## Personalize Your Garage Door

**Colors<sup>1</sup>** All Models are available in: White Almond Sandstone

Brown	•	•	•	•	•	•
Bronze					•	•
Gray					•	
Evergreen		•		•	•	•
Desert Tan	•		•		•	•
Black						•
<b>Painted Woodtones<sup>1</sup></b>	•		•			
<b>Designer Glass</b>					•	•

<sup>1</sup> Refer to your local C.H.I. Dealer for exact color and woodtones match.



Flush Panel, Model 4141 shown in white.



### Visit our website

For more information, photos, or videos visit our website, [chiohd.com/flush-panel](http://chiohd.com/flush-panel)



### Limited Lifetime Warranty

Part of owning a C.H.I. garage door is knowing that you can rely on the industry's best warranty. To maintain proper operation, an annual service inspection by a C.H.I. dealer is encouraged.

 **SECTIONS**  
**Limited Lifetime**

 **SPRINGS**  
**3 Years**

 **HARDWARE<sup>1</sup>**  
**3 & 6 Years**

<sup>1</sup>3 years for standard or 6 years for medium and heavy duty hardware.




# THE WARRANTY YOU CAN TRUST

C.H.I. Overhead Doors manufactures products that are exceptional in quality and craftsmanship, and built to stand the test of time. Our Limited Lifetime Warranty covers all the essential elements of your door, offering peace of mind and keeping your door in motion.

Learn more at [chiohd.com/warranty](http://chiohd.com/warranty)

Consult with your C.H.I. Dealer for specific warranty coverage as each model varies in coverage.



## APPEARANCE PACKAGE

All hardware, including struts and track, is powder coated, creating a complete garage door system that is functional and creates a lasting impression.



## C.H.I. COLOR MATCHING

Our in-house powder coating provides 100's of color options and can add another layer of protection from the outside elements. Custom Sherwin-Williams paint formulas are also available to allow you to match your home's trim or siding with your C.H.I. door.

Powder Coating is not available on all models, refer to your local C.H.I. Dealer for more information.



## WIND LOAD

These garage doors are designed, tested, and built to the most rugged specifications. Available sizes and options will vary between models. Ask your local C.H.I. Dealer about our full line of windload rated doors.

Learn more at [chiohd.com/wind-load](http://chiohd.com/wind-load)



## LIFETIME PACKAGE

Extend your lifetime warranty to the entire door with the Lifetime Package. This option provides upgraded hardware and springs and lifetime coverage for as long as you own your home.





**Flush Panel, Model 2150** shown in brown.

C.H.I. DEALERS

# A BETTER BUYING EXPERIENCE

We sell all of our doors exclusively through independent, professional door installers – never a box store.

We partner with the best in the business to uphold the highest standards of quality and integrity. Personalized service, expert product knowledge, and experienced installation professionals are just a few reasons why C.H.I. Overhead Doors trusts only garage door professionals to sell and install our products.

Your Local Garage Door Professional



[chiohd.com](http://chiohd.com)

1485 Sunrise Drive | Arthur, IL 61911 | USA

© 2018 C.H.I. Overhead Doors

All information presented is based on the specifications and features available at the time of printing and is subject to change without notice.